



B120T

COMPACT BRAZED HEAT EXCHANGER

Experience the true original: the B-type

The B120T has been specially developed to operate in demanding heating and industrial applications, typically water-water applications and oil coolers. The product has contributed to the rapid switch to BPHEs from traditional gasketed plate heat exchangers and shell-and-tube solutions.

The 'All 304' version has been specifically developed for economizers and non-water applications.

Easy to choose the right product solution

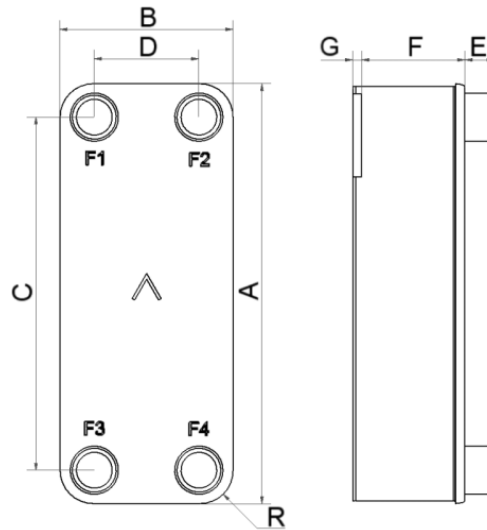
With SWEP's unique SSP CBE, the SWEP Software Package, you can do advanced heat transfer calculations yourself, and choose the product solution that suits your application best. It's also easy to choose connections and generate drawings of the complete product. If you would like advice, or you would like to discuss different product solutions, SWEP offers all the service and support your need.

THIRD-PARTY APPROVALS (selection)

SWEP BPHEs are generally approved by below certification organizations.

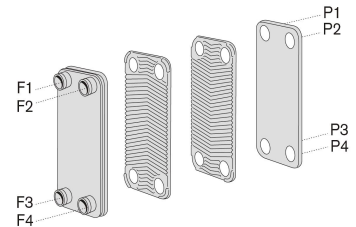
Europe, Pressure Equipment Directive (PED)
 America, Underwriters Laboratories Inc (UL)
 Japan, Kouatsu-Gas Hoan Kyoukai (KHK)

Additionally SWEP holds approvals from a vast variety of other certification organizations. For approval information regarding a specific product please contact your local SWEP representative. SWEP reserves the right to make changes without prior notice.



Measurements(mm)	Tolerance
A	+2 /-2
B	+1 /-1
C	+1 /-1
D	+1 /-1
E	+0 /-0
F	+0.5% /-1.5%
G	+1 /-1
R	

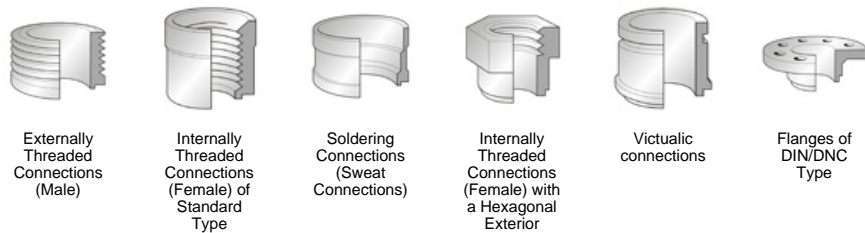
Port size F/P: 39mm



BPHE port denomination

STANDARD CONNECTIONS

For specific dimensions, or information about other types of connections, please contact your SWEP sales representative.



TECHNICAL DATA

Max working pressure at 155°C

Max working pressure at 225°C

Test pressure:
 Min temperature:
 Max temperature:
 Max number of plates (NoP)
 BPHE weight

Hold-up volume: inner circuit

Plate material:

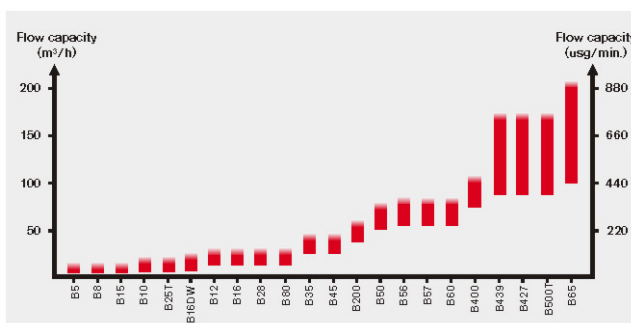
Brazing material:
 Standard connection material

Inner circuit: 31 bar (450psi)
 Outer circuit: 31 bar (450psi)
 Inner circuit: 27 bar (392psi)
 Outer circuit: 27 bar (392psi)
 50 bar (725psi)
 -196°C (-321F)
 225°C (437F)
 250
 10.27+NoPx0.404kg
 (22.6+NoPx0.9lbs)
 (NoP/2-1)x0.241 litres
 ((NoP/2-1)x0.009 ft3.)
 Parts in contact with fluid:
 AISI 316
 Parts not in contact with fluid:
 AISI 304
 Pure Copper
 AISI 316

MATERIAL DISCLAIMER

The information and recommendations in regards to the products are presented in good faith, however, SWEP makes no representations or warranties as to the completeness or accuracy of the information. Information is supplied upon the condition that the purchasers will make their own determination as to the products' suitability for their purposes prior to use. Purchasers should note that the properties of the products are both application and material selection dependent and that products containing stainless steel, both 316 and 304 families, are still subject to corrosion if used in unsuitable environments. Purchasers should also be advised that stainless steel from the 304 family can be more sensitive in regards to corrosion than stainless steel from the 316 family. By purchasing products displayed here upon SWEP disclaims all responsibility due to corrosion of the products and/or other materials attached to the products and also for any damages resulting from the use of the products.

CAPACITY GRAPH



SWEP INTERNATIONAL AB
 Box 105, SE-261 22 Landskrona, Sweden
 Phone +46 418 40 04 00
 Fax +46 418 292 95
 Internet: www.swep.net
 E-mail: info@swep.net